

8月19日 2000m 決勝

6:00	final 1	20 2000	premier – open	19 / Aug	1
				(Wed)	5

- 1 1. 7:55.406 Canada premier – open
- 3 2. 7:55.804 United States premier – open
- 8 3. 8:05.978 Thailand premier – open
- 4 4. 8:09.602 China premier – open
- 2 5. 8:25.071 Germany premier – open
- 6 6. 8:28.563 Great Britain premier – open
- 5 7. 8:31.894 Australia premier – open
- 7 8. 8:38.225 Macau premier – open
- 9 9. 9:11.131 Japan premier – open

15:30	final 1	20 2000	premier – women	senior A – women	19 / Aug	14
				(Wed)		

- 2 1. 8:29.416 United States premier – women
- 1 2. 8:30.576 Canada premier – women
- 3 3. 9:04.470 Australia premier – women
- 4 4. 9:24.885 Germany premier – women

- 5 1. 8:48.875 Canada senior A – women
- 6 2. 9:09.684 Australia senior A – women
- 8 3. 9:23.951 Germany senior A – women
- 7 4. 10:02.170 United States senior A – women

15:00	final 1	10 2000	premier – women	19 / Aug	13
				(Wed)	

- 10 1. 9:39.943 China premier – women
- 6 2. 9:45.399 Chinese Taipei premier – women

- 8 3. 9:52.305 Thailand premier – women
- 7 4. 10:08.717 Great Britain premier – women
- 1 5. 10:10.324 Italy premier – women
- 4 6. 10:11.254 Sweden premier – women
- 9 7. 10:11.414 Australia premier – women U24 crew
- 2 8. 10:40.112 Macau premier – women
- 3 9. 10:58.977 Switzerland premier – women
- 5 10. 11:39.774 Puerto Rico premier – women inc. 5 sec TP

14:30 final 10 2000 premier – senior A –
1 open open 19 / Aug 12
(Wed)

- 5 1. 9:02.453 Chinese Taipei premier – open
 - 4 2. 9:12.935 Hungary premier – open
 - 2 3. 9:40.693 Switzerland premier – open
 - 1 4. 9:56.790 Sweden premier – open
 - 3 5. 10:08.245 Puerto Rico premier – open
 - 6 dns Philippines premier – open
-

- 9 1. 9:34.542 Australia senior A – open
- 10 2. 9:41.728 Germany senior A – open
- 7 3. 9:48.170 Great Britain senior A – open
- 8 4. 9:57.463 Sweden senior A – open

14:00 final 20 2000 senior C – junior A –
1 open open u24 – open 19 / Aug 11
(Wed)

- 1 1. 8:38.607 Canada senior C – open
 - 3 2. 9:09.276 United States senior C – open
 - 2 3. 9:14.417 Australia senior C – open
-

- 6 1. 8:29.462 Canada junior A – open

4 1. 8:10.520 Canada u24 – open

5 2. 8:40.424 United States u24 – open

13:30 final 1 20 2000 senior C – women senior B – women u24 – women 19 / Aug (Wed) 10

4 1. 9:35.844 Canada senior C – women

5 2. 10:01.615 Australia senior C – women

6 3. 10:18.559 United States senior C – women

1 1. 8:54.372 Canada senior B – women

3 2. 9:23.493 Australia senior B – women

2 3. 10:03.366 United States senior B – women

7 1. 9:16.854 Canada u24 – women

8 2. 10:08.491 United States u24 – women

13:00 final 1 10 2000 junior A – open junior B – open 19 / Aug (Wed) 9

1 1. 9:41.874 Canada junior A – open

2 2. 9:53.194 Australia junior A – open inc. 5 sec TP

3 3. 10:05.507 Great Britain junior A – open

4 4. 10:29.089 United States junior A – open

5 5. 11:47.973 Great Britain [2] junior A – open

6 1. 9:40.633 Australia junior B – open

7 2. 10:09.419 United States junior B – open

12:30 final 1 10 2000 senior C – open u24 – open 19 / Aug (Wed) 8

8 1. 10:10.267 Germany senior C – open
 6 2. 10:16.926 Italy senior C – open
 7 dns Czech Republic senior C – open

3 1. 9:17.008 Thailand u24 – open
 4 2. 9:25.470 Germany u24 – open
 5 3. 9:33.043 Australia u24 – open
 2 4. 9:44.693 Sweden u24 – open
 1 5. 10:08.190 Japan u24 – open

12:00 final 20 2000 senior B – senior A –
 1 1 open open

19 / Aug 7
 (Wed)

4 1. 8:17.172 Canada senior B – open
 6 2. 8:33.087 United States senior B – open
 5 3. 8:42.015 Great Britain senior B – open
 7 4. 9:04.238 Czech Republic senior B – open
 8 5. 9:07.580 Australia senior B – open

1 1. 8:13.750 Canada senior A – open manual time
 2 2. 8:37.338 United States senior A – open
 3 3. 10:05.468 Japan senior A – open

11:30 final 10 2000 senior A – junior A – junior B –
 1 1 women women women

19 / Aug 6
 (Wed)

1 1. 10:50.473 Great Britain senior A – women
 2 2. 11:58.393 Puerto Rico senior A – women
 3 3. 12:06.517 Sweden senior A – women

8 1. 10:42.158 Australia junior A – women
 7 2. 11:05.081 Canada junior A – women inc. 20 sec TP

- 5 3. 11:13.591 Great Britain junior A – women
 - 6 4. 11:17.589 Australia [2] junior A – women inc. 10 sec TP
-

- 9 1. 10:38.641 Australia junior B – women
- 10 2. 10:42.324 Canada junior B – women
- 12 3. 10:59.492 Australia [2] junior B – women
- 11 4. 12:02.626 United States junior B – women

11:00 final 20 2000 premier – mixed

19 / Aug
(Wed)

5

- 1 1. 8:09.326 Canada premier – mixed
- 2 2. 8:15.232 United States premier – mixed
- 10 3. 8:15.278 Chinese Taipei premier – mixed
- 6 4. 8:20.557 China premier – mixed
- 11 5. 8:21.820 Thailand premier – mixed
- 3 6. 8:38.281 Great Britain premier – mixed
- 4 7. 8:42.454 Germany premier – mixed
- 5 8. 8:57.350 Australia premier – mixed
- 9 9. 9:31.751 Sweden premier – mixed
- 8 10. 9:37.801 Switzerland premier – mixed
- 12 11. 10:00.393 Japan premier – mixed
- 7 12. 10:15.930 Puerto Rico premier – mixed

10:30 final 20 2000 senior A – mixed

19 / Aug
(Wed)

4

- 1 1. 8:24.070 Canada senior A – mixed
- 3 2. 8:41.191 Germany senior A – mixed
- 4 3. 8:49.814 Australia senior A – mixed
- 2 4. 8:51.368 United States senior A – mixed
- 5 5. 9:30.690 Great Britain senior A – mixed

7 6. 10:06.877 Sweden senior A – mixed
6 dns Japan senior A – mixed

10:00 final 20 2000 junior A – u24 – mixed 19 / Aug 3
1 (Wed)

6 1. 8:43.472 Canada junior A – mixed
7 2. 9:27.460 Australia junior A – mixed
9 3. 9:50.294 United States junior A – mixed
8 4. 10:00.250 Great Britain junior A – mixed
5 dns China junior A – mixed

1 1. 8:24.838 Canada u24 – mixed
3 2. 8:48.911 Australia u24 – mixed
4 3. 8:49.354 Sweden u24 – mixed
2 4. 8:56.020 United States u24 – mixed

09:30 final 10 2000 premier – senior A – junior B – 19 / Aug 2
1 (Wed) mixed mixed mixed

2 1. 9:40.441 Macau premier – mixed
1 2. 9:43.143 Hungary premier – mixed
5 3. 10:43.437 Italy premier – mixed
3 dns Philippines premier – mixed

9 1. 9:57.959 Australia junior B – mixed
10 2. 10:10.182 Canada junior B – mixed
7 3. 10:19.756 Australia [2] junior B – mixed
8 4. 10:37.760 United States junior B – mixed
6 5. 11:11.396 United States [2] junior B – mixed

09:00 final 20 2000 senior C – senior B – 19 / Aug 1
1 (Wed) mixed mixed

9 1. 9:09.438 Germany senior C – mixed
 6 2. 9:10.047 Australia senior C – mixed
 7 3. 9:26.322 Canada senior C – mixed
 8 4. 9:59.212 United States senior C – mixed

1 1. 8:19.407 Canada senior B – mixed
 3 2. 8:40.564 Germany senior B – mixed
 4 3. 8:53.442 Czech Republic senior B – mixed
 2 4. 9:15.919 United States senior B – mixed
 5 5. 9:17.472 Australia senior B – mixed

8 月 20 日 1 0 0 0 m 決勝

16:10 grand final 20 1000 premier – open 20 / Aug 5
 1 (Thu) 7

3 1. 3:53.254 United States premier – open
 1 2. 3:53.527 Canada premier – open
 5 3. 3:57.005 Thailand premier – open
 4 4. 3:58.041 Germany premier – open
 6 5. 4:07.324 China premier – open
 2 6. 4:11.672 Great Britain premier – open

16:05 minor final 20 1000 premier – open 20 / Aug 56
 1 (Thu)

3 1. 4:12.794 Australia premier – open
 4 2. 4:16.875 Macau premier – open
 2 3. 4:21.958 Japan premier – open

15:55 round 3 20 1000 premier – women 20 / Aug (Thu) 55

- 3 1. 4:16.654 Canada premier – women
- 4 2. 4:25.586 United States premier – women
- 2 3. 4:36.036 Germany premier – women
- 5 4. 4:41.590 Australia premier – women

15:45 round 3 20 1000 senior A – open 20 / Aug (Thu) 54

- 4 1. 4:04.914 Canada senior A – open
- 5 2. 4:19.387 United States senior A – open
- 3 3. 5:00.772 Japan senior A – open

15:35 round 3 20 1000 senior A – women 20 / Aug (Thu) 53

- 5 1. 4:28.415 Canada senior A – women
- 4 2. 4:41.878 Australia senior A – women
- 3 3. 4:46.732 United States senior A – women

15:25 round 3 20 1000 senior B – women u24 – women 20 / Aug (Thu) 52

- 3 1. 4:34.713 Canada senior B – women
- 4 2. 4:52.945 United States senior B – women
- 5 3. 4:53.673 Australia senior B – women

-
- 1 1. 4:31.569 Canada u24 – women
 - 2 2. 4:45.810 United States u24 – women

15:15	round 3	20 1000	junior A – open	u24 – open	20 / Aug (Thu)	51
4 1.	4:17.324	Canada	junior A – open			
3 2.	4:23.172	Australia	junior A – open			
<hr/>						
5 1.	4:01.573	Canada	u24 – open			
2 2.	4:11.833	United States	u24 – open			

15:05	round 3	20 1000	senior B – open		20 / Aug (Thu)	50
2 1.	4:08.181	United States	senior B – open			
4 2.	4:08.195	Canada	senior B – open			
1 3.	4:10.462	Great Britain	senior B – open			
5 4.	4:21.213	Australia	senior B – open			
3	dns	Czech Republic	senior B – open			

14:55	semi 1	20 1000	premier – open		20 / Aug (Thu)	49
3 1.	3:58.130	Canada	premier – open			
4 2.	3:59.891	China	premier – open			
2 3.	4:07.503	Australia	premier – open			
5 4.	4:08.844	Macau	premier – open			
1 5.	4:21.581	Japan	premier – open			

14:45	round 2	20 1000	premier – women		20 / Aug (Thu)	48
5 1.	4:13.016	Canada	premier – women			
2 2.	4:13.995	United States	premier – women			
3 3.	4:26.375	Germany	premier – women			
4 4.	4:29.838	Australia	premier – women			

14:35 round 2 20 1000 senior A – open 20 / Aug (Thu) 47

- 5 1. 3:57.364 Canada senior A – open
- 3 2. 4:03.797 United States senior A – open
- 4 3. 4:42.138 Japan senior A – open

14:25 round 2 20 1000 senior A – women 20 / Aug (Thu) 46

- 3 1. 4:23.740 Canada senior A – women
- 5 2. 4:34.799 Australia senior A – women
- 4 3. 4:41.125 United States senior A – women

14:15 round 2 20 1000 senior B – women u24 – women 20 / Aug (Thu) 45

- 1 1. 4:22.029 Canada senior B – women
 - 2 2. 4:34.523 Australia senior B – women
 - 3 3. 4:36.158 United States senior B – women
-

- 4 1. 4:27.126 Canada u24 – women
- 5 2. 4:46.751 United States u24 – women

14:05 round 2 20 1000 junior A – open u24 – open 20 / Aug (Thu) 44

- 4 1. 4:05.255 Canada junior A – open
 - 5 2. 4:15.250 Australia junior A – open
-

- 3 1. 3:57.670 Canada u24 – open
- 2 2. 4:09.069 United States u24 – open

13:55 round 2 20 1000 senior B – open 20 / Aug (Thu) 43

- 1 1. 3:59.219 Canada senior B – open
- 2 2. 4:03.431 United States senior B – open
- 3 3. 4:07.063 Great Britain senior B – open
- 4 4. 4:10.488 Australia senior B – open
- 5 dns Czech Republic senior B – open

13:45 heat 2 20 1000 premier – open 20 / Aug (Thu) 42

- 3 1. 4:00.008 Germany premier – open
- 2 2. 4:05.110 Great Britain premier – open
- 4 3. 4:06.303 Australia premier – open
- 5 4. 4:24.649 Japan premier – open

13:40 heat 1 20 1000 premier – open 20 / Aug (Thu) 41

- 2 1. 3:47.653 United States premier – open
- 5 2. 3:49.227 Thailand premier – open
- 3 3. 3:50.000 Canada premier – open
- 4 4. 3:56.658 China premier – open
- 1 5. 4:13.244 Macau premier – open

13:30 round 1 20 1000 premier – women 20 / Aug (Thu) 40

- 3 1. 4:07.534 Canada premier – women
- 4 2. 4:12.560 United States premier – women
- 5 3. 4:21.637 Germany premier – women
- 2 4. 4:22.261 Australia premier – women

13:20 round 1 20 1000 senior A – open 20 / Aug 39

(Thu)

- 3 1. 3:55.323 Canada senior A – open
- 4 2. 3:59.728 United States senior A – open
- 5 3. 4:38.127 Japan senior A – open

13:10 round 1 20 1000 senior A – women 20 / Aug (Thu) 38

- 4 1. 4:16.663 Canada senior A – women
- 3 2. 4:25.651 Australia senior A – women
- 5 3. 4:31.373 United States senior A – women

13:00 round 1 20 1000 senior B – women u24 – women 20 / Aug (Thu) 37

- 4 1. 4:23.495 Canada senior B – women
- 3 2. 4:33.727 Australia senior B – women
- 5 3. 4:34.923 United States senior B – women

-
- 1 1. 4:21.401 Canada u24 – women
 - 2 2. 4:31.993 United States u24 – women

12:50 round 1 20 1000 junior A – open u24 – open 20 / Aug (Thu) 36

- 5 1. 4:02.998 Canada junior A – open
- 4 2. 4:08.906 Australia junior A – open

-
- 2 1. 3:55.212 Canada u24 – open
 - 3 2. 4:04.870 United States u24 – open

12:40 round 1 20 1000 senior B – open 20 / Aug (Thu) 35

3 1. 3:58.580 Canada senior B – open
 5 2. 4:02.517 United States senior B – open
 4 3. 4:03.715 Great Britain senior B – open
 1 4. 4:04.998 Australia senior B – open
 2 dns Czech Republic senior B – open

12:30 grand final 20 1000 premier – mixed 20 / Aug 34
 1 (Thu)

4 1. 3:49.466 Chinese Taipei premier – mixed
 5 2. 3:49.788 United States premier – mixed
 2 3. 3:50.268 Canada premier – mixed
 1 4. 3:51.065 Thailand premier – mixed
 3 5. 3:51.954 China premier – mixed
 6 6. 4:09.089 Great Britain premier – mixed

12:25 minor final 20 1000 premier – mixed 20 / Aug 33
 1 (Thu)

3 1. 4:10.370 Australia premier – mixed
 2 2. 4:24.583 Sweden premier – mixed
 4 3. 4:26.658 Puerto Rico premier – mixed
 5 4. 4:52.837 Japan premier – mixed

11:40 grand final 20 1000 senior A – mixed 20 / Aug 32
 1 (Thu)

4 1. 4:00.781 Canada senior A – mixed
 3 2. 4:04.240 United States senior A – mixed
 5 3. 4:04.250 Germany senior A – mixed
 2 4. 4:11.152 Australia senior A – mixed

11:35 minor final 20 1000 senior A – mixed 20 / Aug 31
 1 (Thu)

- 3 1. 4:21.187 Great Britain senior A – mixed
- 4 2. 4:33.344 Sweden senior A – mixed
- 2 3. 4:48.943 Japan senior A – mixed

11:25 round 3 20 1000 u24 – mixed junior B – mixed 20 / Aug (Thu) 30

- 2 1. 4:03.622 Canada u24 – mixed
 - 4 2. 4:10.172 United States u24 – mixed
 - 3 3. 4:10.485 Australia u24 – mixed
 - 1 4. 4:11.118 Sweden u24 – mixed
-

- 5 1. 4:27.813 Australia junior B – mixed
- 6 2. 4:55.258 United States junior B – mixed

11:20 semi 1 20 1000 premier – mixed 20 / Aug (Thu) 29

- 3 1. 4:10.116 Thailand premier – mixed
- 2 2. 4:11.627 Great Britain premier – mixed
- 4 3. 4:18.644 Australia premier – mixed
- 1 4. 4:33.713 Puerto Rico premier – mixed
- 5 5. 4:34.870 Sweden premier – mixed
- 6 6. 5:00.677 Japan premier – mixed

11:15 round 3 20 1000 junior A – mixed 20 / Aug (Thu) 28

- 5 1. 4:24.297 Canada junior A – mixed
- 1 2. 4:26.863 Australia junior A – mixed
- 4 3. 4:54.597 United States junior A – mixed
- 3 4. 4:55.198 Great Britain junior A – mixed
- 2 dns China junior A – mixed

11:05	round 3	20 1000	senior B – mixed	20 / Aug (Thu)	27
1 1. 4:15.528 Canada senior B – mixed 3 2. 4:21.803 Germany senior B – mixed 4 3. 4:23.317 United States senior B – mixed 5 4. 4:28.154 Australia senior B – mixed 2 dns Czech Republic senior B – mixed					

10:35	semi 1	20 1000	senior A – mixed	20 / Aug (Thu)	26
3 1. 4:26.654 Australia senior A – mixed 4 2. 4:30.584 Germany senior A – mixed 2 3. 4:33.940 Great Britain senior A – mixed 5 4. 4:48.607 Sweden senior A – mixed 1 5. 5:10.321 Japan senior A – mixed					

10:20	round 2	20 1000	u24 – mixed	junior B – mixed	20 / Aug (Thu)	25
2 1. 4:12.181 Canada u24 – mixed 1 2. 4:14.426 United States u24 – mixed 4 3. 4:23.685 Sweden u24 – mixed 3 4. 4:24.094 Australia u24 – mixed						

6 1. 4:46.614 Australia junior B – mixed 5 2. 5:05.149 United States junior B – mixed						
--	--	--	--	--	--	--

10:10	round 2	20 1000	junior A – mixed	20 / Aug (Thu)	24
4 1. 4:24.549 Canada junior A – mixed					

2 2. 4:29.616 Australia junior A – mixed
1 3. 4:53.787 Great Britain junior A – mixed
3 4. 4:56.688 United States junior A – mixed
5 dns China junior A – mixed

10:00 round 2 20 1000 senior B – mixed 20 / Aug 23
(Thu)

5 1. 4:11.797 Canada senior B – mixed
2 2. 4:17.529 Germany senior B – mixed
1 3. 4:19.192 United States senior B – mixed
3 4. 4:24.972 Australia senior B – mixed
4 dns Czech Republic senior B – mixed

09:50 heat 2 20 1000 premier – mixed 20 / Aug 22
(Thu)

1 1. 3:58.867 Chinese Taipei premier – mixed
3 2. 4:02.459 Canada premier – mixed
5 3. 4:03.095 Thailand premier – mixed
2 4. 4:15.869 Australia premier – mixed
4 5. 4:25.932 Great Britain premier – mixed

09:45 heat 1 20 1000 premier – mixed 20 / Aug 21
(Thu)

4 1. 4:06.921 China premier – mixed
3 2. 4:07.420 United States premier – mixed
1 3. 4:37.352 Sweden premier – mixed
2 4. 4:49.509 Puerto Rico premier – mixed
5 5. 5:02.127 Japan premier – mixed

09:35 heat 2 20 1000 senior A – mixed 20 / Aug 20
(Thu)

- 4 1. 4:15.575 Canada senior A – mixed
- 3 2. 4:36.185 Germany senior A – mixed
- 2 3. 5:11.241 Japan senior A – mixed

09:30 heat 1 20 1000 senior A – mixed 20 / Aug (Thu) 19

- 2 1. 4:20.346 United States senior A – mixed
- 3 2. 4:27.436 Australia senior A – mixed
- 4 3. 4:40.024 Great Britain senior A – mixed
- 5 4. 4:52.800 Sweden senior A – mixed

09:20 round 1 20 1000 u24 – mixed junior B – mixed 20 / Aug (Thu) 18

- 3 1. 4:14.750 Canada u24 – mixed
- 4 2. 4:21.401 United States u24 – mixed
- 2 3. 4:25.161 Sweden u24 – mixed
- 1 4. 4:25.442 Australia u24 – mixed

-
- 5 1. 4:39.341 Australia junior B – mixed
 - 6 2. 5:05.575 United States junior B – mixed

09:10 round 1 20 1000 junior A – mixed 20 / Aug (Thu) 17

- 4 1. 4:25.510 Canada junior A – mixed
- 5 2. 4:35.297 Australia junior A – mixed
- 2 3. 4:57.098 Great Britain junior A – mixed
- 1 4. 4:59.113 United States junior A – mixed
- 3 dns China junior A – mixed

09:00 round 1 20 1000 senior B – mixed 20 / Aug 16

(Thu)

4 1. 4:12.320 Canada senior B – mixed
5 2. 4:21.508 Germany senior B – mixed
3 3. 4:24.175 United States senior B – mixed
2 4. 4:25.026 Australia senior B – mixed
1 dns Czech Republic senior B – mixed

8 月 21 日 5 0 0 m 決勝

13:45 grand final
1 20 500 premier – mixed

21 / Aug (Fri)
9
5

5 1. 1:52.168 China premier – mixed
2 2. 1:53.217 Thailand premier – mixed
4 3. 1:53.278 Canada premier – mixed
3 4. 1:53.974 United States premier – mixed

6 5. 1:53.983 Chinese Taipei premier – mixed
1 6. 1:54.911 Germany premier – mixed

13:40 | minor final
1 | 20 500 premier – mixed

21 / Aug (Fri) 94

3 1. 2:02.182 Great Britain premier – mixed
4 2. 2:04.260 Australia premier – mixed
2 3. 2:08.706 Switzerland premier – mixed
5 4. 2:09.919 Puerto Rico premier – mixed
1 5. 2:11.875 Sweden premier – mixed
6 **6. 2:18.666 Japan premier – mixed**

13:35 | grand final
1 | 20 500 senior B – mixed

21 / Aug (Fri) 93

3 1. 2:00.878 Canada senior B – mixed
2 2. 2:03.237 Germany senior B – mixed
4 3. 2:05.244 United States senior B – mixed
5 4. 2:08.104 Australia senior B – mixed

13:25 | grand final
1 | 20 500 senior A – mixed

21 / Aug (Fri) 91

3 1. 1:59.373 Canada senior A – mixed
2 2. 2:01.359 Germany senior A – mixed
4 3. 2:01.601 United States senior A – mixed
5 4. 2:06.430 Australia senior A – mixed

13:20 | minor final
1 | 20 500 senior A – mixed

21 / Aug (Fri) 90

3 1. 2:08.455 Great Britain senior A – mixed
4 2. 2:15.166 Sweden senior A – mixed

2 3. 2:16.309 Japan senior A – mixed

13:15 grand final
1 10 500 junior B – mixed

21 / Aug (Fri) 89

4 1. 2:23.552 Australia [2] junior B – mixed

3 2. 2:24.772 Canada junior B – mixed

2 3. 2:24.970 Australia junior B – mixed

5 4. 2:33.955 United States junior B – mixed

13:05 round 2 20 500 junior A – mixed

21 / Aug (Fri) 87

4 1. 2:03.101 Canada junior A – mixed

2 2. 2:06.961 Australia junior A – mixed

5 3. 2:13.547 United States junior A – mixed

3 4. 2:13.811 Great Britain junior A – mixed

12:00 semi 2 20 500 premier – mixed

21 / Aug (Fri) 85

3 1. 1:57.598 Germany premier – mixed

4 2. 2:01.599 Australia premier – mixed

2 3. 2:04.810 Switzerland premier – mixed

5 4. 2:08.940 Puerto Rico premier – mixed

11:55 semi 1 20 500 premier – mixed

21 / Aug (Fri) 84

4 1. 1:52.472 China premier – mixed

3 2. 1:53.281 Chinese Taipei premier – mixed

2 3. 2:00.997 Great Britain premier – mixed

5 4. 2:12.230 Sweden premier – mixed

1 5. 2:16.339 Japan premier – mixed

11:50 round 3 10 500 premier – mixed

21 / Aug (Fri) 83

2 1. 2:14.056 Philippines premier – mixed

5 2. 2:16.838 Macau premier – mixed
4 3. 2:17.764 Hungary premier – mixed
3 dns Italy premier – mixed

11:45 | semi 1 | 20 500 | senior B – mixed

21 / Aug (Fri) 82

4 1. 2:03.816 Germany senior B – mixed
3 2. 2:04.692 Australia senior B – mixed
2 3. 2:05.132 Czech Republic senior B – mixed

11:40 | round 3 | 20 500 | u24 – mixed

21 / Aug (Fri) 81

3 1. 1:56.039 Canada u24 – mixed
2 2. 1:58.138 United States u24 – mixed
4 3. 1:59.955 Australia u24 – mixed
5 4. 2:01.820 Sweden u24 – mixed

11:35 | semi 1 | 20 500 | senior A – mixed

21 / Aug (Fri) 80

2 1. 2:00.009 Germany senior A – mixed
3 2. 2:02.817 Australia senior A – mixed
4 3. 2:07.271 Great Britain senior A – mixed
5 4. 2:12.797 Sweden senior A – mixed
1 5. 2:15.463 Japan senior A – mixed

11:25 | round 3 | 20 500 | senior C – mixed

21 / Aug (Fri) 79

3 1. 2:06.871 Canada senior C – mixed
5 2. 2:07.557 Australia senior C – mixed
2 3. 2:08.304 Germany senior C – mixed
4 4. 2:12.133 United States senior C – mixed

11:20 round 3 10 500 senior C – mixed senior A – mixed 21 / Aug (Fri) 78
5 1. 2:34.086 Italy senior C – mixed

3 1. 2:26.905 Philippines senior A – mixed
4 dns Puerto Rico senior A – mixed

11:15 semi 1 10 500 junior B – mixed 21 / Aug (Fri) 77
3 1. 2:24.980 Australia junior B – mixed
4 2. 2:28.525 United States junior B – mixed
2 3. 2:35.959 United States [2] junior B – mixed

11:10 round 1 20 500 junior A – mixed 21 / Aug (Fri) 76
2 1. 2:02.267 Canada junior A – mixed
3 2. 2:06.125 Australia junior A – mixed
4 3. 2:12.974 United States junior A – mixed
5 4. 2:13.371 Great Britain junior A – mixed

11:05 heat 2 20 500 premier – mixed 21 / Aug (Fri) 75
3 1. 1:53.476 Canada premier – mixed
6 2. 1:54.923 Chinese Taipei premier – mixed
4 3. 2:01.367 Australia premier – mixed
2 4. 2:03.861 Great Britain premier – mixed
1 5. 2:07.073 Sweden premier – mixed
5 6. 2:17.115 Japan premier – mixed

11:00 heat 1 20 500 premier – mixed 21 / Aug (Fri) 74
4 1. 1:54.011 United States premier – mixed
6 2. 1:54.226 Thailand premier – mixed
2 3. 1:55.105 Germany premier – mixed

3 4. 1:56.787 China premier – mixed
1 5. 2:05.316 Switzerland premier – mixed
5 6. 2:11.973 Puerto Rico premier – mixed

10:55 round 2 10 500 premier – mixed

21 / Aug (Fri) 73

3 1. 2:12.886 Philippines premier – mixed
2 2. 2:15.900 Macau premier – mixed
5 3. 2:18.920 Hungary premier – mixed
4 dns Italy premier – mixed

10:50 heat 2 20 500 senior B – mixed

21 / Aug (Fri) 72

3 1. 2:03.169 United States senior B – mixed
4 2. 2:04.158 Australia senior B – mixed

10:45 heat 1 20 500 senior B – mixed

21 / Aug (Fri) 71

3 1. 1:59.561 Canada senior B – mixed
4 2. 2:05.458 Germany senior B – mixed
2 3. 2:07.807 Czech Republic senior B – mixed

10:40 round 2 20 500 u24 – mixed

21 / Aug (Fri) 70

2 1. 1:56.236 Canada u24 – mixed
4 2. 1:58.580 United States u24 – mixed
3 3. 2:00.475 Australia u24 – mixed
5 4. 2:02.982 Sweden u24 – mixed

10:35 round 2 20 500 senior C – mixed

21 / Aug (Fri) 69

4 1. 2:06.732 Australia senior C – mixed

2 2. 2:07.468 Canada senior C – mixed
5 3. 2:08.845 Germany senior C – mixed
3 4. 2:11.726 United States senior C – mixed

10:30 | heat 2 | 20 500 | senior A – mixed

21 / Aug (Fri) 68

4 1. 2:00.675 United States senior A – mixed
5 2. 2:02.508 Australia senior A – mixed
3 3. 2:13.374 Sweden senior A – mixed

10:25 | heat 1 | 20 500 | senior A – mixed

21 / Aug (Fri) 67

3 1. 1:56.476 Canada senior A – mixed
2 2. 2:04.898 Great Britain senior A – mixed
4 3. 2:06.167 Germany senior A – mixed
5 4. 2:15.240 Japan senior A – mixed

10:20 | round 2 | 10 500 | senior C – mixed | senior A – mixed

21 / Aug (Fri) 66

5 1. 2:32.043 Italy senior C – mixed

4 1. 2:27.923 Philippines senior A – mixed
3 dns Puerto Rico senior A – mixed

10:15 | heat 2 | 10 500 | junior B – mixed

21 / Aug (Fri) 65

4 1. 2:23.641 Australia [2] junior B – mixed
3 2. 2:29.182 United States junior B – mixed

10:10 | heat 1 | 10 500 | junior B – mixed

21 / Aug (Fri) 64

3 1. 2:24.241 Canada junior B – mixed
4 2. 2:29.110 Australia junior B – mixed
2 3. 2:34.682 United States [2] junior B – mixed

10:05 | round 1 | 20 500 | junior A – mixed | 21 / Aug (Fri) 63
CANCELLED

10:00 | round 1 | 20 500 | junior A – mixed | 21 / Aug (Fri) 62
CANCELLED

09:55 | round 1 | 10 500 | premier – mixed | 21 / Aug (Fri) 61
4 1. 2:15.537 Macau premier – mixed
5 2. 2:15.610 Philippines premier – mixed
3 3. 2:16.658 Hungary premier – mixed
2 dns Italy premier – mixed

09:45 | round 1 | 20 500 | u24 – mixed | 21 / Aug (Fri) 60
4 1. 1:56.805 Canada u24 – mixed
2 2. 2:00.352 Australia u24 – mixed
5 3. 2:01.104 United States u24 – mixed
3 4. 2:02.278 Sweden u24 – mixed

8 月 22 日 2 0 0 m 決勝

17:55 | grand final | 20 200 | premier – open | 22 / Aug 19
1 | (Sat) 5

- 3 1. 41.159 China premier – open
- 4 2. 42.231 Canada premier – open
- 5 3. 42.423 Thailand premier – open
- 1 4. 42.556 Germany premier – open
- 2 5. 42.820 United States premier – open
- 6 6. 45.176 Macau premier – open

17:50 minor final 20 200 premier – open 22 / Aug (Sat) 194
1

- 3 1. 45.709 Australia premier – open
- 4 2. 46.659 Great Britain premier – open
- 2 3. 47.004 Japan premier – open

17:45 round 3 20 200 premier – women 22 / Aug (Sat) 193

- 2 1. 47.428 Canada premier – women
- 3 2. 49.150 United States premier – women
- 5 3. 50.107 Germany premier – women
- 4 4. 50.951 Australia premier – women

17:35 grand final 20 200 senior B – open 22 / Aug (Sat) 191
1

- 4 1. 46.180 Canada senior B – open
- 2 2. 46.588 Australia senior B – open
- 3 3. 47.439 United States senior B – open
- 5 4. 47.536 Great Britain senior B – open

17:20 grand final 10 200 premier – open 22 / Aug (Sat) 189
1

- 3 1. 47.078 Chinese Taipei premier – open

- 2 2. 50.538 Hong Kong premier – open
- 4 3. 50.732 Hungary premier – open
- 1 4. 51.847 Switzerland premier – open
- 5 5. 52.404 Philippines premier – open

17:15 minor final 10 200 premier – open 22 / Aug (Sat) 188

- 3 1. 54.299 Puerto Rico premier – open
- 4 2. 56.842 Sweden premier – open

17:10 round 3 20 200 junior A – open u24 – open 22 / Aug (Sat) 187

- 5 1. 46.943 Canada junior A – open
-

- 3 1. 44.505 Canada u24 – open
- 4 2. 46.634 United States u24 – open

17:05 grand final 10 200 premier – women 22 / Aug (Sat) 186

- 1 1. 53.515 Thailand premier – women
- 4 2. 54.135 China premier – women
- 2 3. 55.281 Chinese Taipei premier – women
- 6 4. 56.686 Sweden premier – women
- 5 5. 58.204 Great Britain premier – women
- 3 6. 58.674 Italy premier – women

17:00 minor final 10 200 premier – women 22 / Aug (Sat) 185

- 3 1. 58.171 Australia premier – women
- 4 2. 1:00.555 Macau premier – women

2 3. 1:00.580 Switzerland premier – women
5 4. 1:02.154 Puerto Rico premier – women

16:55 grand final 10 200 u24 – open 22 / Aug (Sat) 184

3 1. 49.058 Thailand u24 – open
4 2. 50.832 Hong Kong u24 – open
2 3. 51.302 Germany u24 – open
5 4. 52.919 Sweden u24 – open

16:50 minor final 10 200 u24 – open 22 / Aug (Sat) 183

4 1. 53.155 Australia u24 – open
3 2. 53.326 Japan u24 – open

16:45 round 3 20 200 senior A – women u24 – women 22 / Aug (Sat) 182

1 1. 50.094 Canada senior A – women
4 2. 51.422 Australia senior A – women
3 3. 53.480 Germany senior A – women
2 4. 53.703 United States senior A – women

5 1. 50.993 Canada u24 – women
6 2. 52.375 United States u24 – women

16:40 round 3 10 200 senior C – open junior B – open 22 / Aug (Sat) 181

3 1. 55.297 Czech Republic senior C – open
1 2. 56.938 Germany senior C – open
2 3. 1:00.295 Italy senior C – open

-
- 4 1. 54.629 Australia junior B – open
5 2. 59.098 United States junior B – open

16:35 round 3 10 200 junior B – women 22 / Aug (Sat) 180

- 2 1. 59.599 Australia junior B – women
4 2. 1:01.417 Canada junior B – women
5 3. 1:04.470 Australia [2] junior B – women
3 4. 1:06.440 United States junior B – women

16:25 round 3 20 200 senior C – open senior A – open 22 / Aug (Sat) 179

- 1 1. 48.581 Canada senior C – open
3 2. 49.419 Australia senior C – open
2 3. 51.537 United States senior C – open

-
- 6 1. 44.229 Canada senior A – open
5 2. 46.418 United States senior A – open
4 3. 50.925 Japan senior A – open

16:20 round 3 10 200 junior A – women 22 / Aug (Sat) 178

- 4 1. 58.655 Canada junior A – women
2 2. 1:00.225 Australia [2] junior A – women
5 3. 1:01.332 Australia junior A – women
3 4. 1:05.615 Great Britain junior A – women

16:15 round 3 10 200 senior A – open 22 / Aug (Sat) 177

- 4 1. 53.140 Germany senior A – open
- 5 2. 53.403 Australia senior A – open
- 1 3. 54.677 Philippines senior A – open
- 3 4. 54.869 Great Britain senior A – open
- 2 5. 55.608 Sweden senior A – open

16:10 round 3 20 200 senior C – women senior B – women 22 / Aug (Sat) 176

- 4 1. 54.817 Canada senior C – women
 - 5 2. 54.954 Australia senior C – women
 - 6 3. 58.811 United States senior C – women
-

- 1 1. 52.207 Canada senior B – women
- 3 2. 54.049 Australia senior B – women
- 2 3. 54.220 United States senior B – women

16:05 round 3 10 200 senior A – women 22 / Aug (Sat) 175

- 5 1. 1:01.560 Great Britain senior A – women
- 3 2. 1:02.205 Puerto Rico senior A – women
- 4 3. 1:03.876 Sweden senior A – women

16:00 round 3 10 200 junior A – open 22 / Aug (Sat) 174

- 4 1. 52.614 Canada junior A – open
- 3 2. 53.366 Australia junior A – open
- 1 3. 55.404 China junior A – open
- 2 4. 55.951 Great Britain junior A – open
- 5 5. 56.472 United States junior A – open

15:50 | semi 1 | 20 200 | premier – open | 22 / Aug (Sat) | 172

- 3 1. 44.345 Germany premier – open
- 2 2. 45.561 Macau premier – open
- 4 3. 45.904 Australia premier – open
- 5 4. 46.567 Great Britain premier – open
- 1 5. 48.324 Japan premier – open

15:45 | round 2 | 20 200 | premier – women | 22 / Aug (Sat) | 171

- 5 1. 47.991 Canada premier – women
- 4 2. 49.542 United States premier – women
- 2 3. 49.787 Germany premier – women
- 3 4. 50.779 Australia premier – women

15:40 | semi 1 | 20 200 | senior B – open | 22 / Aug (Sat) | 170

- 4 1. 47.078 Australia senior B – open
- 3 2. 47.852 Great Britain senior B – open
- 2 3. 49.189 Czech Republic senior B – open

15:30 | round 2 | 20 200 | junior A – open | u24 – open | 22 / Aug (Sat) | 169

- 5 1. 47.213 Canada junior A – open
-

- 4 1. 44.846 Canada u24 – open
- 3 2. 46.988 United States u24 – open

15:20 | semi 1 | 10 200 | premier – open | 22 / Aug (Sat) | 168

- 3 1. 51.286 Hong Kong premier – open
- 2 2. 51.593 Philippines premier – open
- 4 3. 52.959 Switzerland premier – open
- 5 4. 54.200 Puerto Rico premier – open
- 1 5. 55.031 Sweden premier – open

15:15 semi 1 10 200 premier – women 22 / Aug (Sat) 167

- 4 1. 55.645 Thailand premier – women
- 3 2. 56.852 Sweden premier – women
- 2 3. 58.267 Australia premier – women
- 5 4. 59.763 Macau premier – women
- 1 5. 59.847 Switzerland premier – women
- 6 6. 1:01.322 Puerto Rico premier – women

15:10 semi 1 10 200 u24 – open 22 / Aug (Sat) 166

- 4 1. 51.633 Germany u24 – open
- 2 2. 52.089 Sweden u24 – open
- 3 3. 52.592 Japan u24 – open
- 5 4. 54.363 Australia u24 – open

15:00 round 2 20 200 senior A – women u24 – women 22 / Aug (Sat) 165

- 4 1. 50.023 Canada senior A – women
- 2 2. 50.608 Australia senior A – women
- 1 3. 52.161 Germany senior A – women
- 3 4. 52.982 United States senior A – women

-
- 6 1. 50.521 Canada u24 – women

5 2. 51.623 United States u24 – women

14:55 round 2 10 200 senior C – open junior B – open 22 / Aug (Sat) 164

- 2 1. 54.494 Czech Republic senior C – open
 - 3 2. 55.754 Germany senior C – open
 - 1 3. 59.224 Italy senior C – open
-

- 5 1. 55.636 Australia junior B – open
- 4 2. 58.728 United States junior B – open

14:50 round 2 10 200 junior B – women 22 / Aug (Sat) 163

- 5 1. 1:01.601 Canada junior B – women
- 3 2. 1:01.761 Australia junior B – women
- 4 3. 1:03.030 Australia [2] junior B – women
- 2 4. 1:05.504 United States junior B – women

14:40 round 2 20 200 senior C – open senior A – open 22 / Aug (Sat) 162

- 2 1. 49.437 Australia senior C – open
 - 3 2. 49.440 Canada senior C – open
 - 1 3. 50.584 United States senior C – open
-

- 5 1. 44.666 Canada senior A – open
- 4 2. 46.930 United States senior A – open
- 6 3. 50.376 Japan senior A – open

14:35 round 2 10 200 junior A – women 22 / Aug (Sat) 161

- 2 1. 58.845 Canada junior A – women
- 3 2. 1:00.783 Australia junior A – women
- 5 3. 1:01.714 Australia [2] junior A – women
- 4 4. 1:04.795 Great Britain junior A – women

14:30 round 2 10 200 senior A – open 22 / Aug (Sat) 160

- 5 1. 53.656 Germany senior A – open
- 3 2. 53.787 Australia senior A – open
- 2 3. 54.805 Great Britain senior A – open
- 1 4. 54.904 Philippines senior A – open
- 4 5. 55.808 Sweden senior A – open

14:25 round 2 20 200 senior C – women senior B – women 22 / Aug (Sat) 159

- 6 1. 54.511 Canada senior C – women
 - 4 2. 56.083 Australia senior C – women
 - 5 3. 57.702 United States senior C – women
-

- 3 1. 52.397 Canada senior B – women
- 2 2. 53.381 Australia senior B – women
- 1 3. 53.822 United States senior B – women

14:15 round 2 10 200 senior A – women 22 / Aug (Sat) 158

- 3 1. 1:00.747 Great Britain senior A – women
- 4 2. 1:02.444 Puerto Rico senior A – women
- 5 3. 1:03.521 Sweden senior A – women

14:10 round 2 10 200 junior A – open 22 / Aug 157



(Sat)

- 2 1. 52.574 Canada junior A – open
- 5 2. 53.373 Australia junior A – open
- 1 3. 55.870 Great Britain junior A – open
- 4 4. 56.499 United States junior A – open
- 3 5. 56.941 China junior A – open

14:05 heat 2 20 200 premier – open

22 / Aug
(Sat) 156

- 3 1. 42.843 Canada premier – open
- 4 2. 43.446 United States premier – open
- 2 3. 46.431 Great Britain premier – open
- 5 4. 48.463 Japan premier – open

14:00 heat 1 20 200 premier – open

22 / Aug
(Sat) 155

- 3 1. 41.639 China premier – open
- 1 2. 42.395 Thailand premier – open
- 4 3. 43.753 Germany premier – open
- 5 4. 45.568 Australia premier – open
- 2 5. 46.315 Macau premier – open

13:50 round 1 20 200 premier – women

22 / Aug
(Sat) 153

- 3 1. 47.755 Canada premier – women
- 4 2. 50.015 Germany premier – women
- 5 3. 50.289 United States premier – women
- 2 4. 50.366 Australia premier – women

13:45 heat 2 20 200 senior B – open

22 / Aug
(Sat) 152

- 3 1. 47.063 Canada senior B – open
- 4 2. 50.537 Czech Republic senior B – open

13:40 heat 1 20 200 senior B – open 22 / Aug (Sat) 151

- 4 1. 46.955 United States senior B – open
- 3 2. 47.013 Great Britain senior B – open
- 2 3. 47.027 Australia senior B – open

13:30 heat 2 10 200 premier – open 22 / Aug (Sat) 150

- 4 1. 52.263 Hungary premier – open
- 3 2. 54.206 Puerto Rico premier – open
- 2 3. 55.267 Sweden premier – open
- 5 dns India premier – open

13:25 heat 1 10 200 premier – open 22 / Aug (Sat) 149

- 2 1. 48.031 Chinese Taipei premier – open
- 3 2. 51.068 Hong Kong premier – open
- 4 3. 52.444 Switzerland premier – open
- 5 4. 52.690 Philippines premier – open

13:20 round 1 20 200 junior A – open u24 – open 22 / Aug (Sat) 148

- 5 1. 46.010 Canada junior A – open
-

- 3 1. 44.965 Canada u24 – open
- 4 2. 46.812 United States u24 – open

13:15 heat 2 10 200 premier – women 22 / Aug (Sat) 147

- 1 1. 53.765 China premier – women
- 3 2. 54.945 Chinese Taipei premier – women
- 2 3. 56.739 Sweden premier – women
- 5 4. 58.940 Switzerland premier – women
- 4 5. 1:00.736 Puerto Rico premier – women

13:10 heat 1 10 200 premier – women 22 / Aug (Sat) 146

- 1 1. 56.551 Italy premier – women
- 4 2. 56.954 Great Britain premier – women
- 3 3. 56.959 Thailand premier – women
- 5 4. 57.013 Australia premier – women U24 team
- 2 5. 57.509 Macau premier – women

13:05 heat 2 10 200 u24 – open 22 / Aug (Sat) 145

- 2 1. 49.518 Hong Kong u24 – open
- 3 2. 51.846 Sweden u24 – open
- 4 3. 51.885 Australia u24 – open

13:00 heat 1 10 200 u24 – open 22 / Aug (Sat) 144

- 4 1. 49.414 Thailand u24 – open
- 2 2. 51.115 Japan u24 – open
- 3 3. 51.611 Germany u24 – open

12:55 round 1 20 200 senior A – women u24 – women 22 / Aug (Sat) 143

2 1. 49.532 Canada senior A – women
1 2. 49.879 Australia senior A – women
3 3. 51.788 Germany senior A – women
4 4. 52.328 United States senior A – women

5 1. 49.539 Canada u24 – women
6 2. 51.030 United States u24 – women

12:45 round 1 10 200 junior A – open 22 / Aug (Sat) 141

1 1. 52.062 Canada junior A – open
2 2. 52.924 Australia junior A – open
4 3. 55.386 Great Britain junior A – open
5 4. 55.613 China junior A – open
3 5. 56.020 United States junior A – open

12:40 round 1 10 200 senior C – open junior B – open 22 / Aug (Sat) 140

1 1. 53.741 Czech Republic senior C – open
2 2. 55.115 Germany senior C – open
3 3. 59.497 Italy senior C – open

4 1. 54.574 Australia junior B – open
5 2. 56.987 United States junior B – open

12:35 round 1 10 200 junior B – women 22 / Aug (Sat) 139

3 1. 58.957 Canada junior B – women
5 2. 1:00.562 Australia junior B – women
2 3. 1:01.693 Australia [2] junior B – women

4 4. 1:03.370 United States junior B – women

12:25 round 1 20 200 senior C – open senior A – open 22 / Aug
(Sat) 138

- 1 1. 48.053 Australia senior C – open
 - 2 2. 48.170 Canada senior C – open
 - 3 3. 50.178 United States senior C – open
-

- 4 1. 43.746 Canada senior A – open
- 6 2. 45.525 United States senior A – open
- 5 3. 49.226 Japan senior A – open

12:20 round 1 10 200 junior A – women 22 / Aug
(Sat) 137

- 3 1. 57.478 Canada junior A – women
- 2 2. 58.661 Australia junior A – women
- 4 3. 59.869 Australia [2] junior A – women
- 5 4. 1:02.940 Great Britain junior A – women

12:15 round 1 10 200 senior A – open 22 / Aug
(Sat) 136

- 2 1. 51.199 Germany senior A – open
- 3 2. 51.744 Australia senior A – open
- 4 3. 53.438 Great Britain senior A – open
- 5 4. 53.997 Sweden senior A – open
- 1 dns Philippines senior A – open

12:10 round 1 20 200 senior C – women senior B – women 22 / Aug
(Sat) 135

- 5 1. 53.372 Canada senior C – women

6 2. 53.908 Australia senior C – women
4 3. 55.668 United States senior C – women

2 1. 50.511 Canada senior B – women
1 2. 51.627 Australia senior B – women
3 3. 52.818 United States senior B – women

12:05 round 1 10 200 senior A – women 22 / Aug (Sat) 134

4 1. 59.464 Great Britain senior A – women
5 2. 1:00.342 Puerto Rico senior A – women
3 3. 1:00.921 Sweden senior A – women

11:55 grand final 1 20 200 premier – mixed 22 / Aug (Sat) 133

4 1. 42.690 China premier – mixed
2 2. 42.748 Canada premier – mixed
3 3. 43.065 Chinese Taipei premier – mixed
1 4. 43.663 United States premier – mixed
5 5. 43.736 Thailand premier – mixed
6 6. 45.077 Germany premier – mixed

11:50 minor final 1 20 200 premier – mixed 22 / Aug (Sat) 132

3 1. 46.578 Australia premier – mixed
4 2. 46.960 Great Britain premier – mixed
5 3. 49.433 Puerto Rico premier – mixed
2 4. 49.677 Switzerland premier – mixed
6 5. 50.727 Sweden premier – mixed
1 6. 50.903 Japan premier – mixed

11:45 round 3 20 200 u24 – mixed 22 / Aug (Sat) 131

- 4 1. 44.611 Canada u24 – mixed
- 3 2. 46.697 United States u24 – mixed
- 5 3. 46.920 Australia u24 – mixed
- 2 4. 47.070 Sweden u24 – mixed

11:40 round 3 10 200 junior B – mixed 22 / Aug (Sat) 130

- 5 1. 54.222 Australia junior B – mixed
- 4 2. 56.529 Canada junior B – mixed
- 1 3. 57.095 United States junior B – mixed
- 3 4. 57.905 Australia [2] junior B – mixed
- 2 5. 1:01.102 United States [2] junior B – mixed

11:30 grand final 1 20 200 senior A – mixed 22 / Aug (Sat) 128

- 3 1. 45.427 Canada senior A – mixed
- 2 2. 45.980 United States senior A – mixed
- 4 3. 46.336 Germany senior A – mixed
- 5 4. 47.192 Australia senior A – mixed

11:25 minor final 1 20 200 senior A – mixed 22 / Aug (Sat) 127

- 3 1. 50.249 Great Britain senior A – mixed
- 4 2. 51.829 Japan senior A – mixed

11:20 round 3 10 200 premier – mixed 22 / Aug (Sat) 126

- 5 1. 51.079 Philippines premier – mixed
- 2 2. 52.027 Macau premier – mixed
- 4 3. 52.885 Hungary premier – mixed
- 3 dns Italy premier – mixed

11:15 grand final 1 20 200 senior B – mixed 22 / Aug (Sat) 125

- 3 1. 46.605 Canada senior B – mixed
- 2 2. 47.408 Australia senior B – mixed
- 4 3. 47.982 United States senior B – mixed
- 5 4. 48.259 Germany senior B – mixed

11:05 round 3 20 200 junior A – mixed 22 / Aug (Sat) 123

- 4 1. 46.864 Canada junior A – mixed
- 3 2. 48.608 Australia junior A – mixed
- 1 3. 50.553 China junior A – mixed
- 5 4. 50.683 Great Britain junior A – mixed
- 2 5. 51.738 United States junior A – mixed

10:55 round 3 10 200 senior C – mixed senior A – mixed 22 / Aug (Sat) 121

- 5 1. 1:00.371 Italy senior C – mixed
-

- 3 1. 56.276 Philippines senior A – mixed
- 4 dns Puerto Rico senior A – mixed

10:45 round 3 20 200 senior C – mixed 22 / Aug (Sat) 120

- 4 1. 49.398 Canada senior C – mixed

- 3 2. 50.031 Australia senior C – mixed
- 2 3. 50.779 United States senior C – mixed
- 5 4. 51.122 Germany senior C – mixed

10:35 semi 2 20 200 premier – mixed 22 / Aug (Sat) 119

- 3 1. 44.858 United States premier – mixed
- 4 2. 46.913 Australia premier – mixed
- 2 3. 49.509 Switzerland premier – mixed
- 5 4. 51.453 Sweden premier – mixed

10:30 semi 1 20 200 premier – mixed 22 / Aug (Sat) 118

- 3 1. 44.573 Thailand premier – mixed
- 4 2. 45.306 Germany premier – mixed
- 2 3. 47.222 Great Britain premier – mixed
- 5 4. 49.872 Puerto Rico premier – mixed
- 1 5. 51.335 Japan premier – mixed

10:25 round 2 20 200 u24 – mixed 22 / Aug (Sat) 117

- 4 1. 44.990 Canada u24 – mixed
- 5 2. 46.836 United States u24 – mixed
- 3 3. 47.350 Sweden u24 – mixed
- 2 4. 47.710 Australia u24 – mixed

10:20 round 2 10 200 premier – mixed 22 / Aug (Sat) 116

- 4 1. 50.839 Philippines premier – mixed
- 3 2. 53.295 Hungary premier – mixed

5 3. 53.529 Macau premier – mixed
2 dns Italy premier – mixed

10:15 round 2 10 200 junior B – mixed 22 / Aug
(Sat) 115

4 1. 55.613 Australia junior B – mixed
2 2. 56.108 Canada junior B – mixed
5 3. 58.365 Australia [2] junior B – mixed
3 4. 59.665 United States junior B – mixed
1 5. 1:01.577 United States [2] junior B – mixed

10:10 semi 1 20 200 senior A – mixed 22 / Aug
(Sat) 114

3 1. 46.891 United States senior A – mixed
4 2. 47.618 Australia senior A – mixed
2 3. 49.024 Great Britain senior A – mixed
5 4. 52.083 Japan senior A – mixed

10:00 semi 1 20 200 senior B – mixed 22 / Aug
(Sat) 113

3 1. 48.037 Australia senior B – mixed
2 2. 48.417 Germany senior B – mixed
4 3. 49.877 Czech Republic senior B – mixed

09:55 round 2 20 200 junior A – mixed 22 / Aug
(Sat) 112

2 1. 47.553 Canada junior A – mixed
5 2. 49.209 Australia junior A – mixed
3 3. 50.795 China junior A – mixed
4 4. 51.476 Great Britain junior A – mixed

1 5. 51.863 United States junior A – mixed

09:50 round 2 10 200 senior C – mixed senior A – mixed 22 / Aug 111
(Sat)
3 1. 1:01.196 Italy senior C – mixed

5 1. 57.372 Philippines senior A – mixed

4 dns Puerto Rico senior A – mixed

09:40 heat 2 20 200 premier – mixed 22 / Aug 110
(Sat)

5 1. 43.072 China premier – mixed

4 2. 43.745 Canada premier – mixed

3 3. 44.803 Thailand premier – mixed

6 4. 49.122 Puerto Rico premier – mixed

2 5. 50.183 Sweden premier – mixed

1 6. 51.402 Japan premier – mixed

09:35 heat 1 20 200 premier – mixed 22 / Aug 109
(Sat)

3 1. 43.901 Chinese Taipei premier – mixed

5 2. 45.130 United States premier – mixed

1 3. 45.353 Germany premier – mixed

2 4. 46.257 Australia premier – mixed

6 5. 47.281 Great Britain premier – mixed

4 6. 48.571 Switzerland premier – mixed

09:30 round 2 20 200 senior C – mixed 22 / Aug 108
(Sat)

5 1. 49.695 Canada senior C – mixed

- 3 2. 49.881 Australia senior C – mixed
- 2 3. 50.991 Germany senior C – mixed
- 4 4. 51.385 United States senior C – mixed

09:25 round 1 20 200 u24 – mixed 22 / Aug (Sat) 107

- 2 1. 45.027 Canada u24 – mixed
- 4 2. 46.430 United States u24 – mixed
- 3 3. 47.500 Australia u24 – mixed
- 5 4. 47.540 Sweden u24 – mixed

09:20 round 1 10 200 premier – mixed 22 / Aug (Sat) 106

- 5 1. 50.843 Philippines premier – mixed
- 3 2. 52.670 Macau premier – mixed
- 2 3. 53.251 Hungary premier – mixed
- 4 dns Italy premier – mixed

09:15 round 1 10 200 junior B – mixed 22 / Aug (Sat) 105

- 3 1. 55.003 Australia junior B – mixed
- 1 2. 55.975 Canada junior B – mixed
- 2 3. 58.347 Australia [2] junior B – mixed
- 5 4. 59.494 United States junior B – mixed
- 4 5. 1:01.271 United States [2] junior B – mixed

09:05 heat 2 20 200 senior A – mixed 22 / Aug (Sat) 103

- 3 1. 46.708 Germany senior A – mixed
- 2 2. 47.251 Australia senior A – mixed

4 dns Sweden senior A – mixed

09:00 heat 1 20 200 senior A – mixed 22 / Aug (Sat) 102

3 1. 45.428 Canada senior A – mixed

4 2. 46.717 United States senior A – mixed

5 3. 49.370 Great Britain senior A – mixed

2 4. 51.596 Japan senior A – mixed

08:55 round 1 10 200 senior C – mixed senior A – mixed 22 / Aug (Sat) 101

5 1. 1:00.787 Italy senior C – mixed

4 1. 56.835 Philippines senior A – mixed

3 dns Puerto Rico senior A – mixed

08:50 heat 2 20 200 senior B – mixed 22 / Aug (Sat) 100

4 1. 48.263 United States senior B – mixed

3 2. 49.029 Czech Republic senior B – mixed

08:45 heat 1 20 200 senior B – mixed 22 / Aug (Sat) 99

2 1. 47.276 Canada senior B – mixed

3 2. 48.022 Australia senior B – mixed

4 3. 49.712 Germany senior B – mixed

08:35 round 1 20 200 junior A – mixed 22 / Aug (Sat) 97

1 1. 46.782 Canada junior A – mixed

- 2 2. 48.787 Australia junior A – mixed
- 3 3. 50.888 Great Britain junior A – mixed
- 5 4. 51.886 China junior A – mixed
- 4 5. 52.374 United States junior A – mixed

08:30 round 1 20 200 senior C – mixed 22 / Aug 96
(Sat)

- 3 1. 49.380 Canada senior C – mixed
- 2 2. 49.543 Australia senior C – mixed
- 4 3. 50.514 Germany senior C – mixed
- 5 4. 50.955 United States senior C – mixed

8 月 23 日 5 0 0 m 決勝

16:35 grand final 20 500 premier – open 23 / Aug 25
1 (Sun) 7

- 1 1. 1:48.847 Thailand premier – open
- 2 2. 1:49.159 United States premier – open
- 6 3. 1:49.921 China premier – open
- 3 4. 1:50.124 Canada premier – open
- 4 5. 1:51.213 Germany premier – open
- 5 6. 1:58.232 Australia premier – open

16:30 minor final 20 500 premier – open 23 / Aug 256
1 (Sun)

- 3 1. 1:58.550 Great Britain premier – open
- 2 2. 1:59.054 Macau premier – open

4 3. 2:03.000 Japan premier – open

16:20 round 3 20 500 premier – women 23 / Aug (Sun) 255

2 1. 2:02.542 Canada premier – women

3 2. 2:05.160 United States premier – women

5 3. 2:09.318 Australia premier – women

4 4. 2:09.794 Germany premier – women

16:05 grand final 1 10 500 premier – open 23 / Aug (Sun) 253

3 1. 2:05.114 Chinese Taipei premier – open

2 2. 2:11.635 Hungary premier – open

1 3. 2:13.550 Switzerland premier – open

4 4. 2:14.063 Hong Kong premier – open

5 5. 2:15.824 Philippines premier – open

16:00 minor final 1 10 500 premier – open 23 / Aug (Sun) 252

3 1. 2:24.974 Sweden premier – open

4 2. 2:26.981 Puerto Rico premier – open

15:55 grand final 1 20 500 senior B – open 23 / Aug (Sun) 251

3 1. 1:56.770 Canada senior B – open

5 2. 1:58.474 United States senior B – open

4 3. 2:00.248 Great Britain senior B – open

2 4. 2:00.884 Australia senior B – open

15:40 round 3 10 500 senior A – open 23 / Aug 249



(Sun)

- 2 1. 2:15.666 Germany senior A – open
- 3 2. 2:16.867 Australia senior A – open
- 5 3. 2:19.725 Great Britain senior A – open
- 4 4. 2:22.887 Sweden senior A – open

15:35 round 3 20 500

senior A – women u24 – women

23 / Aug
(Sun)

248

- 4 1. 2:07.099 Canada senior A – women
 - 2 2. 2:10.377 Australia senior A – women
 - 3 3. 2:13.153 United States senior A – women
 - 1 4. 2:14.125 Germany senior A – women
-

- 6 1. 2:07.399 Canada u24 – women
- 5 2. 2:13.468 United States u24 – women

15:30 round 3 10 500

senior A – women

23 / Aug
(Sun)

247

- 2 1. 2:36.486 Great Britain senior A – women
- 3 2. 2:42.576 Sweden senior A – women
- 4 3. 2:46.138 Puerto Rico senior A – women

15:20 semi 1 20 500

premier – open

23 / Aug
(Sun)

246

- 4 1. 1:50.440 Thailand premier – open
- 5 2. 1:50.774 China premier – open
- 3 3. 1:59.853 Great Britain premier – open
- 1 4. 2:02.179 Japan premier – open
- 2 5. 2:02.679 Macau premier – open

15:10 round 2 20 500 premier – women 23 / Aug (Sun) 245

- 5 1. 2:02.795 Canada premier – women
- 2 2. 2:03.659 United States premier – women
- 3 3. 2:07.900 Germany premier – women
- 4 4. 2:08.355 Australia premier – women

14:50 round 2 10 500 senior A – open 23 / Aug (Sun) 244

- 5 1. 2:16.884 Germany senior A – open
- 4 2. 2:16.939 Australia senior A – open
- 3 3. 2:20.659 Great Britain senior A – open
- 2 4. 2:22.702 Sweden senior A – open

14:45 round 2 20 500 senior A – women u24 – women 23 / Aug (Sun) 243

- 6 1. 2:05.736 Canada senior A – women
- 5 2. 2:11.293 Australia senior A – women
- 3 3. 2:14.203 United States senior A – women
- 4 4. 2:14.533 Germany senior A – women

-
- 1 1. 2:07.886 Canada u24 – women
 - 2 2. 2:13.192 United States u24 – women

14:40 semi 1 10 500 premier – open 23 / Aug (Sun) 242

- 5 1. 2:15.942 Hungary premier – open
- 3 2. 2:17.591 Philippines premier – open
- 2 3. 2:18.389 Switzerland premier – open
- 4 4. 2:19.763 Sweden premier – open

1 5. 2:20.843 Puerto Rico premier – open

14:35 semi 1 20 500 senior B – open 23 / Aug (Sun) 241

4 1. 2:01.285 Australia senior B – open

3 2. 2:01.649 United States senior B – open

2 3. 2:06.838 Czech Republic senior B – open

14:30 round 2 10 500 senior A – women 23 / Aug (Sun) 240

4 1. 2:35.628 Great Britain senior A – women

2 2. 2:41.015 Sweden senior A – women

3 3. 2:46.015 Puerto Rico senior A – women

13:55 heat 2 20 500 premier – open 23 / Aug (Sun) 239

3 1. 1:56.147 Germany premier – open

4 2. 1:56.829 United States premier – open

2 3. 1:56.955 Great Britain premier – open

5 4. 2:04.721 Japan premier – open

13:50 heat 1 20 500 premier – open 23 / Aug (Sun) 238

4 1. 1:54.024 Canada premier – open

5 2. 2:00.117 Australia premier – open

1 3. 2:01.001 Thailand premier – open

2 4. 2:01.919 Macau premier – open

3 5. 2:03.048 China premier – open

13:40 round 1 20 500 premier – 23 / Aug 236

13:35 women (Sun)

- 3 1. 2:02.404 Canada premier – women
- 4 2. 2:04.958 United States premier – women
- 2 3. 2:08.786 Australia premier – women
- 5 4. 2:09.568 Germany premier – women

13:35 round 1 10 500 senior A – open 23 / Aug (Sun) 235

- 3 1. 2:16.965 Germany senior A – open
- 2 2. 2:17.494 Australia senior A – open
- 4 3. 2:21.138 Great Britain senior A – open
- 5 4. 2:24.936 Sweden senior A – open

13:30 round 1 20 500 senior A – women u24 – women 23 / Aug (Sun) 234

- 1 1. 2:05.272 Canada senior A – women
 - 4 2. 2:11.461 Australia senior A – women
 - 2 3. 2:14.424 Germany senior A – women
 - 3 4. 2:15.207 United States senior A – women
-

- 5 1. 2:10.633 Canada u24 – women
- 6 2. 2:13.088 United States u24 – women

13:25 heat 2 10 500 premier – open 23 / Aug (Sun) 233

- 3 1. 2:15.195 Hong Kong premier – open
- 5 2. 2:15.612 Philippines premier – open
- 2 3. 2:16.220 Sweden premier – open
- 4 4. 2:16.273 Switzerland premier – open

13:20 heat 1 10 500 premier – open 23 / Aug (Sun) 232

- 3 1. 2:06.784 Chinese Taipei premier – open
- 2 2. 2:18.847 Hungary premier – open
- 4 3. 2:27.168 Puerto Rico premier – open
- 5 dns India premier – open

13:15 heat 2 20 500 senior B – open 23 / Aug (Sun) 231

- 3 1. 2:02.213 Great Britain senior B – open
- 4 2. 2:09.011 Czech Republic senior B – open

13:10 heat 1 20 500 senior B – open 23 / Aug (Sun) 230

- 3 1. 1:56.955 Canada senior B – open
- 2 2. 1:58.678 United States senior B – open
- 4 3. 2:02.771 Australia senior B – open

13:05 round 1 10 500 senior A – women 23 / Aug (Sun) 229

- 3 1. 2:33.443 Great Britain senior A – women
- 4 2. 2:40.882 Sweden senior A – women
- 2 3. 2:41.932 Puerto Rico senior A – women

12:55 grand final 1 10 500 premier – women 23 / Aug (Sun) 228

- 1 1. 2:19.280 Thailand premier – women
- 6 2. 2:20.405 China premier – women
- 4 3. 2:24.463 Chinese Taipei premier – women
- 2 4. 2:26.073 Sweden premier – women

3 5. 2:28.688 Australia premier – women
5 6. 2:28.764 Great Britain premier – women

12:45 minor final 10 500 premier – women 23 / Aug (Sun) 227

4 1. 2:31.467 Italy premier – women
3 2. 2:35.807 Switzerland premier – women
2 3. 2:37.373 Macau premier – women
5 4. 2:44.205 Puerto Rico premier – women

12:35 round 3 10 500 junior A – open 23 / Aug (Sun) 226

3 1. 2:17.646 Canada junior A – open
4 2. 2:18.318 Australia junior A – open
1 3. 2:23.338 China junior A – open
2 4. 2:27.032 United States junior A – open
5 5. 2:29.367 Great Britain junior A – open

12:20 grand final 10 500 u24 – open 23 / Aug (Sun) 224

4 1. 2:11.215 Thailand u24 – open
2 2. 2:12.879 Germany u24 – open
3 3. 2:14.217 Australia u24 – open
5 4. 2:16.582 Sweden u24 – open

12:15 minor final 10 500 u24 – open 23 / Aug (Sun) 223

3 1. 2:13.340 Hong Kong u24 – open
4 2. 2:18.127 Japan u24 – open

12:10 round 3 20 500 senior C – women senior B – women 23 / Aug (Sun) 222

4 1. 2:15.801 Canada senior C – women

6 2. 2:16.769 Australia senior C – women

5 3. 2:25.432 United States senior C – women

1 1. 2:08.277 Canada senior B – women

3 2. 2:12.847 United States senior B – women

2 3. 2:13.115 Australia senior B – women

12:05 round 3 10 500 junior B – women 23 / Aug (Sun) 221

2 1. 2:32.298 Australia [2] junior B – women

4 2. 2:32.702 Canada junior B – women

5 3. 2:40.527 Australia junior B – women

3 4. 2:52.359 United States junior B – women

12:00 round 3 10 500 junior A – women 23 / Aug (Sun) 220

3 1. 2:28.905 Canada junior A – women

2 2. 2:32.089 Australia [2] junior A – women

4 3. 2:32.973 Australia junior A – women

5 4. 2:51.866 Great Britain junior A – women

11:55 round 3 20 500 senior C – open senior A – open 23 / Aug (Sun) 219

6 1. 2:02.789 Canada senior C – open

4 2. 2:04.978 Australia senior C – open

5 3. 2:06.709 United States senior C – open

- 3 1. 1:53.530 Canada senior A – open
- 2 2. 1:56.299 United States senior A – open
- 1 3. 2:10.595 Japan senior A – open

11:50 round 3 20 500 junior A – open u24 – open 23 / Aug (Sun) 218

-
- 5 1. 2:00.088 Canada junior A – open

- 3 1. 1:53.914 Canada u24 – open
- 4 2. 2:00.270 United States u24 – open

11:45 round 3 10 500 senior C – open junior B – open 23 / Aug (Sun) 217

-
- 3 1. 2:23.656 Czech Republic senior C – open
 - 1 2. 2:26.197 Germany senior C – open
 - 2 3. 2:29.270 Italy senior C – open

- 4 1. 2:17.261 Australia junior B – open
- 5 2. 2:28.374 United States junior B – open

11:40 semi 1 10 500 premier – women 23 / Aug (Sun) 216

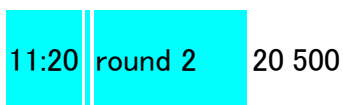
- 2 1. 2:19.892 Thailand premier – women
- 3 2. 2:20.810 China premier – women
- 1 3. 2:34.767 Switzerland premier – women
- 4 4. 2:35.269 Italy premier – women
- 5 5. 2:36.106 Macau premier – women
- 6 6. 2:40.930 Puerto Rico premier – women

11:30 round 2 10 500 junior A – open 23 / Aug 215



(Sun)

- 5 1. 2:16.486 Canada junior A – open
- 2 2. 2:18.780 Australia junior A – open
- 3 3. 2:24.341 China junior A – open
- 1 4. 2:25.457 United States junior A – open
- 4 5. 2:25.548 Great Britain junior A – open

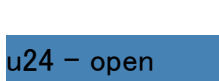


23 / Aug
(Sun)

214

- 3 1. 2:15.924 Canada senior C – women
 - 1 2. 2:18.051 Australia senior C – women
 - 2 3. 2:25.733 United States senior C – women
-

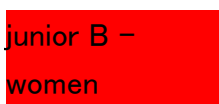
- 6 1. 2:08.698 Canada senior B – women
- 5 2. 2:14.635 United States senior B – women
- 4 3. 2:15.137 Australia senior B – women



23 / Aug
(Sun)

213

- 2 1. 2:13.011 Germany u24 – open
- 4 2. 2:15.388 Sweden u24 – open
- 3 3. 2:15.484 Hong Kong u24 – open
- 5 4. 2:19.568 Japan u24 – open



23 / Aug
(Sun)

212

- 4 1. 2:33.534 Australia [2] junior B – women
- 3 2. 2:33.836 Canada junior B – women
- 2 3. 2:41.208 Australia junior B – women
- 5 4. 2:47.923 United States junior B – women

11:00	round 2	10 500	junior A – women	23 / Aug (Sun)	211
5 1. 2:30.116 Canada junior A – women					
4 2. 2:32.563 Australia junior A – women					
3 3. 2:34.883 Australia [2] junior A – women					
2 4. 2:44.660 Great Britain junior A – women					

10:55	round 2	20 500	senior C – open	senior A – open	23 / Aug (Sun)	210
1 1. 2:01.506 Canada senior C – open						
2 2. 2:03.560 United States senior C – open						
3 3. 2:03.988 Australia senior C – open						
6 1. 1:52.924 Canada senior A – open						
5 2. 1:55.134 United States senior A – open						
4 3. 2:08.663 Japan senior A – open						

10:45	round 2	10 500	senior C – open	junior B – open	23 / Aug (Sun)	209
4 1. 2:21.211 Czech Republic senior C – open						
3 2. 2:24.526 Germany senior C – open						
5 3. 2:29.581 Italy senior C – open						
1 1. 2:18.760 Australia junior B – open						
2 2. 2:24.618 United States junior B – open						

10:35	heat 2	10 500	premier – women	23 / Aug (Sun)	208
-------	--------	--------	--------------------	---------------------	-----

- 3 1. 2:22.408 Chinese Taipei premier – women
- 5 2. 2:24.565 Sweden premier – women
- 1 3. 2:24.743 China premier – women
- 2 4. 2:33.877 Switzerland premier – women
- 4 5. 2:40.440 Puerto Rico premier – women

10:30 heat 1 10 500 premier – women 23 / Aug (Sun) 207

- 2 1. 2:24.935 Australia premier – women
- 4 2. 2:26.130 Great Britain premier – women
- 5 3. 2:27.052 Italy premier – women
- 3 4. 2:29.174 Thailand premier – women
- 1 5. 2:30.805 Macau premier – women

10:20 round 2 20 500 junior A – open u24 – open 23 / Aug (Sun) 206

- 3 1. 1:58.634 Canada junior A – open

- 4 1. 1:53.213 Canada u24 – open
- 5 2. 1:58.431 United States u24 – open

10:10 round 1 10 500 junior A – open 23 / Aug (Sun) 204

- 2 1. 2:14.860 Canada junior A – open
- 1 2. 2:15.845 Australia junior A – open
- 5 3. 2:21.384 China junior A – open
- 4 4. 2:24.050 United States junior A – open
- 3 5. 2:25.041 Great Britain junior A – open

10:00 round 1 20 500 senior C – senior B – 23 / Aug 203

09:50 heat 2 10 500 u24 - open 23 / Aug (Sun) 202

- 5 1. 2:15.134 Canada senior C - women
 - 4 2. 2:16.205 Australia senior C - women
 - 6 3. 2:24.345 United States senior C - women
-

- 2 1. 2:08.342 Canada senior B - women
- 1 2. 2:12.531 Australia senior B - women
- 3 3. 2:16.377 United States senior B - women

09:50 heat 2 10 500 u24 - open 23 / Aug (Sun) 202

- 2 1. 2:14.931 Thailand u24 - open
- 3 2. 2:18.283 Germany u24 - open
- 4 3. 2:19.518 Japan u24 - open

09:40 heat 1 10 500 u24 - open 23 / Aug (Sun) 201

- 2 1. 2:11.468 Australia u24 - open
- 3 2. 2:11.770 Hong Kong u24 - open
- 4 3. 2:14.584 Sweden u24 - open

09:30 round 1 10 500 junior B - women 23 / Aug (Sun) 200

- 2 1. 2:29.586 Australia [2] junior B - women
- 5 2. 2:30.636 Canada junior B - women
- 4 3. 2:37.838 Australia junior B - women
- 3 4. 2:41.385 United States junior B - women

09:20 round 1 10 500 junior A - women 23 / Aug (Sun) 199

- 3 1. 2:29.311 Canada junior A – women
- 5 2. 2:32.800 Australia [2] junior A – women
- 2 3. 2:33.070 Australia junior A – women
- 4 4. 2:37.118 Great Britain junior A – women

09:15 round 1 20 500 senior C – open senior A – open 23 / Aug (Sun) 198

- 5 1. 2:00.801 Canada senior C – open
 - 4 2. 2:02.374 Australia senior C – open
 - 6 3. 2:03.777 United States senior C – open
-

- 1 1. 1:52.500 Canada senior A – open
- 3 2. 1:55.367 United States senior A – open
- 2 3. 2:04.959 Japan senior A – open

09:10 round 1 20 500 junior A – open u24 – open 23 / Aug (Sun) 197

- 5 1. 1:56.248 Canada junior A – open
-

- 3 1. 1:54.846 Canada u24 – open
- 4 2. 1:57.144 United States u24 – open

09:00 round 1 10 500 senior C – open junior B – open 23 / Aug (Sun) 196

- 1 1. 2:17.464 Czech Republic senior C – open
 - 2 2. 2:21.056 Germany senior C – open
 - 3 3. 2:26.297 Italy senior C – open
-

- 4 1. 2:17.348 Australia junior B – open
- 5 2. 2:24.548 United States junior B – open

